



WiFi Network:

Renaissance-  
Conference

WiFi Code:

CDFI2018



Tweet using  
#CDFIsInvest

2018 CDFI INSTITUTE

# Luncheon Panel

- Moderator: Bob Rapoza
- Panelists:
  - Nick Wyatt, Senate Finance Committee (Majority Staff)
  - Jesse Van Tol, National Community Reinvestment Coalition
  - David Beck, Self-Help



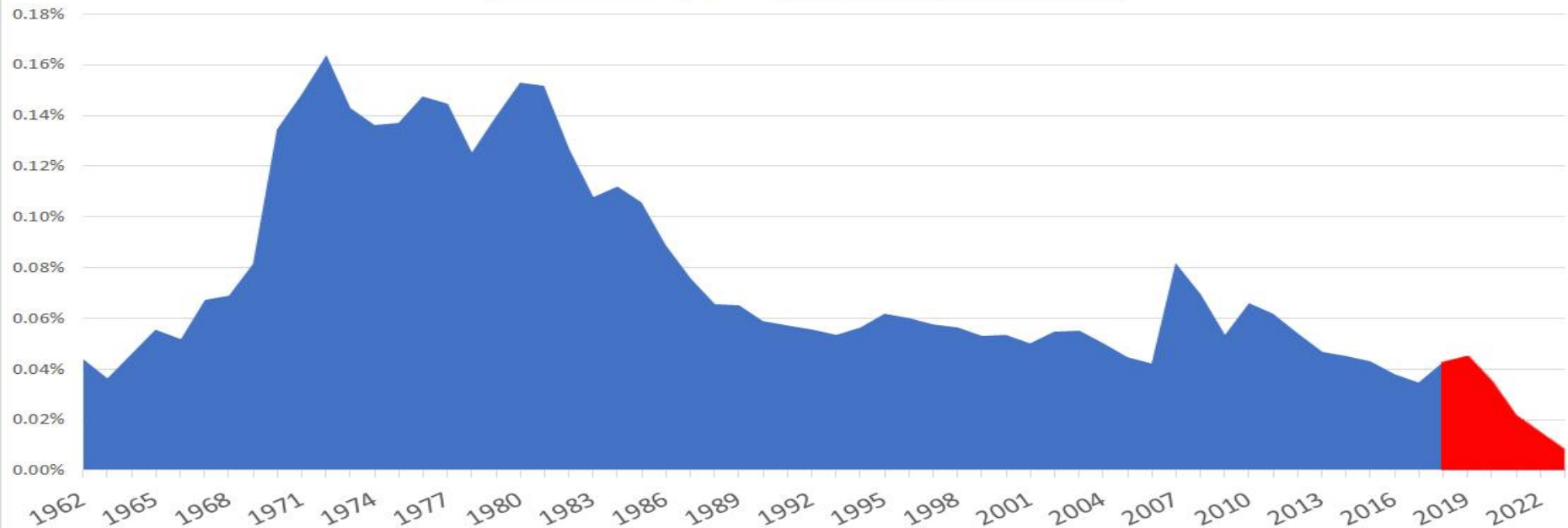


# Bipartisan Budget Act

Policy	Ten-Year Cost
Increase discretionary caps in 2018 and 2019	\$290 billion
Enact disaster relief (discretionary and mandatory)	\$72 billion
Repeal IPAB	\$17 billion
Extend tax extenders and other revenue measures	\$17 billion
Enact health extenders and family policies	\$13 billion
Extend community health center & other public health funding	\$9 billion
Make various agriculture program changes	\$1 billion

# Community Development Outlays as a Percent of GDP


Enacted Levels and the President's FY 2019 Budget



## President's FY 2019 Budget

# CDFI Fund Appropriations Status & History

Millions of dollars

	FY 17 Final	FY 18 POTUS Budget	FY 18 House	FY 18 Senate	FY 18 Final	FY 19 POTUS Budget
CDFI FA/TA Grant Programs	\$161.5	\$0	\$137	\$181.5		\$0
Native Initiative	15.5	0	15	15.5		0
Healthy Food Financing Initiative	22	0	0			0
Bank Enterprise Award	23	0	15	25		0
Capital Magnet Fund						0
Admin and Research	26	14	23	26		14
Disabilities Fund	3		3			
Bond Program (authorization level)	500	500	500	500		500
<b>CDFI Fund Total</b>	<b>248</b>	<b>14</b>	<b>190</b>	<b>248</b>		<b>14</b>





# HUD Appropriations Status and History

HUD Appropriations – Selected Programs, FY 17 Final: FY18 Budget, House, Senate; FY 19 Budget \$ in millions						
Program	FY 17 Final	FY 18 Budget	FY 18 House	FY 18 Senate	FY 18 Final	FY 19 Budget
HOME	\$950	\$0	\$850	\$950		\$0
Capacity Building	0	0	0	0		0
Transformation Initiative	0	0	0	0		0
Housing Counseling	55	43	50	47		43
Community Development Fund	3060	0	2960	3060		0
CDBG Formula funding	3000	0	2900	3000		0
Choice Neighborhoods Initiative	137.5	0	20	50		0
Housing Trust Fund	220	0				0
SHOP	54	0	45	54		0
Section 108 Program Level	300	0	300	300		0
Section 202 Housing for Elderly	502.4	510	573	573		566
NeighborWorks	140	0	140	140		27.4

# SBA & EDA Appropriations Status & History

Millions of dollars


 U.S. Small Business Administration	FY 17 Final	FY 18 POTUS Budget	FY 18 House	FY 18 Senate	FY 18 Final	FY 19 POTUS Budget
SBA Micro TA	\$31	%25	\$31	\$31		\$25
SBA Micro Loans (budget authority)/loan level	4.3/44	3.4/35.9	3.48/35.9	3.48/36		4/42
PRIME	5	0	0	0		0
7(a) guarantees	27,500	29,000	29,000	29,000		30,000

 U.S. ECONOMIC DEVELOPMENT ADMINISTRATION	FY 17 Final	FY 18 POTUS Budget	FY 18 House	FY 18 Senate	FY 18 Final	FY 19 POTUS Budget
Economic Development Administration	\$237	\$0	\$140	\$254		\$0



# USDA Appropriations Status and History

*\$ in millions*

 Rural Development	FY 17 Final	FY 18 POTUS Budget	FY 18 House	FY 18 Senate	FY 18 Final	FY 19 POTUS Budget
502 Single Family Direct	\$1,000	\$0	\$900	\$1,000		\$0
502 Single Family Guaranteed	24,000	24,000	24,000	24,000		24,000
Community Facilities loans	2,600	3,000	2,600	3,000		3,500
IRP	18.9	0	17.5	18.9		0
B&I	919	0	919	919		0
Rural Business Grants	24	0	24	24		0
RCDI	4	0	0	4		0

# What's Ahead

- FY 19 CDFI Fund Appropriations Maloney/Young (AK) Letter
- Implementation of HR 1 Jobs and Tax Cut Act
- Infrastructure Legislation --White House plan: \$200 billion = \$1.5 trillion
- Re-write of CRA
- 2018 Farm Bill